

Warner Community Survey

1. Survey #		Response Count
		230
	<i>answered question</i>	230
	<i>skipped question</i>	0

2. What qualities of Warner are most important to you? (With 5 being the most important and 1 the least, please check the number that corresponds with your opinion.)							
	5 (most important)	4	3	2	1 (least important)	Rating Average	Response Count
Location/Proximity to cultural amenities	17.3% (39)	20.4% (46)	29.8% (67)	16.4% (37)	16.0% (36)	1.00	225
Natural Environment	56.8% (129)	22.9% (52)	13.7% (31)	5.3% (12)	1.3% (3)	1.00	227
Community Spirit	41.3% (93)	35.6% (80)	18.2% (41)	4.4% (10)	0.4% (1)	1.00	225
Family Ties	25.2% (56)	15.3% (34)	13.1% (29)	12.6% (28)	33.8% (75)	1.00	222
Rural character of Town	54.6% (124)	29.1% (66)	11.5% (26)	4.4% (10)	0.4% (1)	1.00	227
	<i>answered question</i>						230
	<i>skipped question</i>						0

3. How would you rate the following amenities in Warner? Please check the appropriate box.

	Excellent	Good	Fair	Poor	Undecided or NA	Rating Average	Response Count
Medical/Health Services	12.4% (28)	31.9% (72)	29.6% (67)	11.5% (26)	14.6% (33)	1.00	226
Youth Recreational Opportunities	8.8% (20)	44.7% (101)	18.1% (41)	6.2% (14)	22.1% (50)	1.00	226
Adult Recreational Opportunities	4.0% (9)	24.6% (55)	31.7% (71)	24.6% (55)	15.2% (34)	1.00	224
Senior Recreational Opportunities	3.2% (7)	20.0% (44)	22.3% (49)	21.4% (47)	33.2% (73)	1.00	220
Town Beach	5.9% (13)	22.3% (49)	25.5% (56)	28.6% (63)	17.7% (39)	1.00	220
Sport Facilities	5.4% (12)	37.1% (83)	27.2% (61)	13.4% (30)	17.0% (38)	1.00	224
Town Forest Management	12.9% (28)	47.5% (103)	10.1% (22)	2.3% (5)	27.2% (59)	1.00	217
	answered question						227
	skipped question						3

4. How would you rate the following municipal services? Please check the appropriate box.

	Excellent	Good	Fair	Poor	Undecided or N.A	Needs Improvement	Response Count
Police Protection	21.8% (49)	48.0% (108)	18.2% (41)	4.0% (9)	2.2% (5)	6.2% (14)	225
Fire Protection	44.5% (101)	46.3% (105)	4.0% (9)	0.0% (0)	5.3% (12)	0.0% (0)	227
Emergency Medical Services	37.7% (84)	41.3% (92)	8.5% (19)	1.8% (4)	9.9% (22)	2.2% (5)	223
Road Maintenance	25.6% (58)	48.9% (111)	15.9% (36)	7.0% (16)	0.4% (1)	4.0% (9)	227
Snow Removal	39.3% (88)	46.4% (104)	9.4% (21)	2.2% (5)	1.3% (3)	2.2% (5)	224
Transfer Station/Recycling Program	31.9% (72)	46.0% (104)	12.4% (28)	3.5% (8)	1.3% (3)	5.8% (13)	226
Building Code Enforcement	6.8% (15)	35.5% (78)	18.6% (41)	6.8% (15)	29.5% (65)	3.6% (8)	220
Town Water (precinct)	10.2% (21)	22.8% (47)	6.8% (14)	3.9% (8)	53.4% (110)	3.9% (8)	206
Sewer (precinct)	11.3% (23)	22.2% (45)	6.9% (14)	3.0% (6)	54.2% (110)	3.0% (6)	203
Town Administration	22.0% (49)	41.3% (92)	18.4% (41)	6.3% (14)	6.7% (15)	6.3% (14)	223
If you checked "Needs Improvement" please explain.							58
answered question							228
skipped question							2

5. Please tell us about any other services or opportunities you would like to see in Warner.

	Response Count
	79
answered question	79
skipped question	151



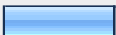


6. How would you rate the schools serving Warner? Please check the appropriate box.

	Excellent	Good	Fair	Poor	Undecided or N.A.	Needs Improvement	Response Count
Simonds Elementary School K-5	36.2% (80)	30.8% (68)	5.0% (11)	1.4% (3)	26.2% (58)	1.8% (4)	221
Kearsarge Regional Middle School 6-8	15.9% (35)	39.5% (87)	9.1% (20)	1.4% (3)	32.3% (71)	2.7% (6)	220
Kearsarge Regional High School 9- 12	10.5% (23)	40.9% (90)	10.0% (22)	2.3% (5)	34.5% (76)	2.7% (6)	220
	<i>answered question</i>						222
	<i>skipped question</i>						8




7. Of the following concerns about the future of Warner, please rank them in descending order from 8 to 1, based on your own feelings. You should only use each number once, using the 8 for the greatest concern, 7 for the next greatest, etc.

	1	2	3	4	5	6	7	8	Rating Average	Response Count
Loss of Warner's small town character	2.3% (5)	7.3% (16)	11.4% (25)	12.8% (28)	21.5% (47)	18.7% (41)	9.6% (21)	16.4% (36)	5.21	222
Future growth will be out of control	20.2% (44)	11.5% (25)	13.3% (29)	8.7% (19)	10.1% (22)	11.5% (25)	11.5% (25)	13.3% (29)	4.24	222
Property taxes will get too high	3.6% (8)	4.5% (10)	9.9% (22)	11.7% (26)	8.5% (19)	11.2% (25)	15.7% (35)	35.0% (78)	5.88	222
Loss of natural environment	5.5% (12)	15.1% (33)	13.8% (30)	13.8% (30)	10.6% (23)	11.9% (26)	15.1% (33)	14.2% (31)	4.76	222
The village will become over-commercialized	13.6% (29)	18.7% (40)	15.4% (33)	15.9% (34)	14.5% (31)	11.2% (24)	7.9% (17)	2.8% (6)	3.79	222
Not enough new growth to maintain an adequate tax base	12.4% (27)	21.7% (47)	12.0% (26)	12.0% (26)	6.0% (13)	12.9% (28)	12.0% (26)	11.1% (24)	4.19	222
Older and younger generations being unable to afford living in Warner	1.4% (3)	5.4% (12)	10.9% (24)	15.4% (34)	13.1% (29)	16.7% (37)	25.8% (57)	11.3% (25)	5.43	222
Too many land use restrictions	41.0% (89)	12.0% (26)	10.1% (22)	7.4% (16)	13.8% (30)	4.6% (10)	5.5% (12)	5.5% (12)	3.05	222
	<i>answered question</i>									222
	<i>skipped question</i>									8




8. Please rate how important maintaining a central, working village is to you. (5 being very important, 1 being not at all important)

		Response Percent	Response Count
5 (most important)		52.9%	120
4		29.5%	67
3		11.9%	27
2		2.6%	6
1 (least important)		3.1%	7
		answered question	227
		skipped question	3




9. Does the current development encourage safety and enjoyment of the village for pedestrians, bicyclists and others?

		Response Percent	Response Count
Yes		54.0%	122
No		26.1%	59
Unsure		19.9%	45
		answered question	226
		skipped question	4




10. Are you in favor of protecting historical districts and structures?

		Response Percent	Response Count
Yes		81.8%	184
No		8.0%	18
Unsure		10.2%	23
		Other (please specify)	12
		answered question	225
		skipped question	5




11. Would you support enacting local tax benefits or zoning changes to improve the town's fiscal structure by encouraging local businesses on Main Street?

		Response Percent	Response Count
Yes		56.8%	129
No		22.5%	51
Unsure		20.7%	47
		answered question	227
		skipped question	3




12. Do you feel the current commercial growth in Warner is in keeping with the town's rural character?




		Response Percent	Response Count
Yes		61.3%	136
No		21.6%	48
Unsure		17.1%	38
		answered question	222
		skipped question	8

13. How important do you feel it is to promote walkability, decrease congestion and increase the quality of life with future development?





		Response Percent	Response Count
Very Important		62.9%	139
Somewhat Important		31.7%	70
Not at all Important		5.4%	12
		answered question	221
		skipped question	9

14. Does Warner currently have a sufficient number and diversity of local employment opportunities?				
			Response Percent	Response Count
Yes			14.0%	32
No			62.0%	142
Unsure			24.0%	55
			answered question	229
			skipped question	1




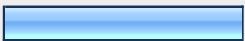
15. Should Warner encourage commercial/industrial growth?				
			Response Percent	Response Count
Yes			54.0%	122
No			27.9%	63
Unsure			18.1%	41
			answered question	226
			skipped question	4

16. Would you like to see Warner introduce fees on incoming development in order to lessen the town's fiscal burden in regards to new infrastructure?				
			Response Percent	Response Count
Yes			66.4%	152
No			14.0%	32
Unsure			19.7%	45
			answered question	229
			skipped question	1

17. Would you support encouragement or requirement of incorporating green design (environmentally sound principles of building layout, materials, and energy use) features into new buildings in Warner?

		Response Percent	Response Count
Yes, encouragement		68.6%	157
Yes, requirement		20.1%	46
No		7.9%	18
Unsure		3.5%	8
		answered question	229
		skipped question	1





18. Warner's current Zoning Ordinances states that in the Commercial District the maximum GROSS FLOOR AREA allowed for a building is 20,000 square feet regardless of the number of floors. Do you agree with these dimensions or would you consider allowing buildings to have a maximum FOOTPRINT (i.e. the area of the building covering the ground) of 20,000 square feet with height limits and architectural style appropriate for Warner's character? (As a comparison, the Market Basket and Aubuchon Hardware building is about 60,000 square feet and the Knoxland Equipment building at exit 7 is about 13,000 square feet.)




		Response Percent	Response Count
I support retaining the current ordinance which limits the total area of a building to 20,000 square feet.		34.6%	74
I would be interested in changing the 20,000 square feet gross floor area to footprint.		9.3%	20
I would be interested in changing the 20,000 square feet gross floor area to footprint if there is a height restriction included.		29.9%	64
I would be interested in changing the Zoning Ordinance to allow buildings with a larger than 20,000 square feet footprint to be constructed in the Commercial (C-1) District.		26.2%	56
		answered question	214
		skipped question	16




19. Which of the following types of growth/development would you like to see in Warner? (check all that apply)

	Yes	NO!	Response Count
Small Retail Shops(Wingdoodle, Bookends of Warner)	100.0% (181)	0.0% (0)	181
Large Retail Stores (Market Basket)	97.7% (43)	2.3% (1)	44
Medical/Dental offices	100.0% (140)	0.0% (0)	140
Drug store/Pharmacy	100.0% (155)	0.0% (0)	155
Small Restaurants(Foot Hills, Barley House, Daniel's, etc.)	100.0% (185)	0.0% (0)	185
Chain Restaurants(The Common Man, Chili's, The Olive Garden, etc.)	93.7% (59)	6.3% (4)	63
Fast Food Restaurants(Burger King, Wendy's, Taco Bell, etc.)	80.0% (28)	20.0% (7)	35
Professional Services(Bank, Legal, Financial)	100.0% (93)	0.0% (0)	93
Professional Office Building	100.0% (102)	0.0% (0)	102
Light Industry	100.0% (106)	0.0% (0)	106
Auto Sales	86.7% (13)	13.3% (2)	15
Supermarkets/Groceries	97.7% (42)	2.3% (1)	43
Agricultural/Tree Farms	100.0% (127)	0.0% (0)	127
Child Care	100.0% (87)	0.0% (0)	87
Senior Care	100.0% (96)	0.0% (0)	96
Indoor/outdoor recreational facility	98.9% (91)	1.1% (1)	92
Health/fitness facility	98.9% (89)	1.1% (1)	90
Home Business	99.2% (121)	0.8% (1)	122
I Would Prefer to See Less Development in General	97.4% (37)	2.6% (1)	38
		Other (please specify)	45
	answered question		228
	skipped question		2

20. Which of the following criteria do you feel are most important in considering new development proposals?					
	Very Important	Somewhat Important	Not Important	Rating Average	Response Count
Jobs	63.5% (141)	29.3% (65)	7.2% (16)	1.00	222
Tax Base	66.7% (146)	31.1% (68)	2.3% (5)	1.00	219
Noise	64.9% (144)	30.6% (68)	4.5% (10)	1.00	222
Traffic	64.0% (142)	33.8% (75)	2.3% (5)	1.00	222
Location	69.5% (155)	27.4% (61)	3.1% (7)	1.00	223
Business Size	50.9% (111)	38.1% (83)	11.0% (24)	1.00	218
Safety of Employees and Customers	67.0% (146)	28.4% (62)	4.6% (10)	1.00	218
Aesthetics	62.7% (136)	33.6% (73)	3.7% (8)	1.00	217
Environmental Impact	74.0% (165)	22.4% (50)	3.6% (8)	1.00	223
Impact on Town Services	68.6% (153)	29.1% (65)	2.2% (5)	1.00	223
Change of Property Value for Abutters	57.5% (126)	37.0% (81)	5.5% (12)	1.00	219
Light Pollution	63.6% (140)	29.1% (64)	7.3% (16)	1.00	220
	<i>answered question</i>				227
	<i>skipped question</i>				3

21. Should Warner rezone to expand the current zones or create new zones for commercial and industrial development?			
		Response Percent	Response Count
Yes, expand the current zones		22.3%	50
Yes, create new zones		17.9%	40
No, don't change		39.3%	88
Unsure		20.5%	46
	If you checked "create new zones", where would you like to see new zones?		29
	<i>answered question</i>		224
	<i>skipped question</i>		6






22. Would you like to see industry developed in a specific, concentrated area (industrial park)?				
			Response Percent	Response Count
Yes			52.0%	117
No			29.8%	67
Unsure			18.2%	41
			If Yes, where?	97
			<i>answered question</i>	225
			<i>skipped question</i>	5

23. Do you feel the current residential growth is in keeping with Warner's rural character?				
			Response Percent	Response Count
Yes			71.0%	159
No			12.9%	29
Unsure			16.1%	36
			If No, why not?	28
			<i>answered question</i>	224
			<i>skipped question</i>	6




24. Of the following, which types of housing do you feel are most needed in Warner?

	Most Needed	Somewhat Needed	Not Needed	Rating Average	Response Count
Single Family Homes	35.6% (73)	42.0% (86)	22.4% (46)	1.00	205
Two Family Homes	16.3% (33)	43.8% (89)	39.9% (81)	1.00	203
Mobile Homes on Single Lots	8.1% (16)	15.7% (31)	76.3% (151)	1.00	198
Mobile Homes in Parks	4.4% (9)	15.3% (31)	80.3% (163)	1.00	203
Condominiums	9.8% (20)	32.7% (67)	57.6% (118)	1.00	205
Apartment Buildings	12.9% (26)	36.1% (73)	51.0% (103)	1.00	202
Cluster Development	25.5% (52)	27.5% (56)	47.1% (96)	1.00	204
Elderly housing	34.4% (72)	49.3% (103)	16.3% (34)	1.00	209
			Other (please specify)		4
			answered question		222
			skipped question		8




25. Do you feel there is a need for affordable (subsidized and senior units) and workforce housing in Warner?

		Response Percent	Response Count
Yes, senior housing		18.2%	41
Yes, subsidized housing		8.9%	20
Yes, both		38.2%	86
No		19.6%	44
Unsure		15.1%	34
		answered question	225
		skipped question	5

26. Are you in favor of encouraging residential development in and around the village where water and sewer services are already available?

		Response Percent	Response Count
Yes		54.8%	125
No		21.1%	48
Unsure		24.1%	55
<i>answered question</i>			228
<i>skipped question</i>			2

27. Would you be in favor of reducing the required lot size in the village district from the current 1/2 acre needed to 1/4 acre or so where water and sewer are available?

		Response Percent	Response Count
Yes		27.4%	62
No		56.6%	128
Unsure		15.9%	36
<i>answered question</i>			226
<i>skipped question</i>			4



28. Where would you like the majority of new residential development to occur?

		Response Count
		103
<i>answered question</i>		103
<i>skipped question</i>		127




29. Overall, are you satisfied with the maintenance of Warner's roads?

		Response Percent	Response Count
Yes		75.9%	173
No		14.9%	34
Unsure		8.3%	19
Not applicable		0.9%	2
Do you have any specific comments on road maintenance in Warner?			68
answered question			228
skipped question			2




30. Do you live on a paved or unpaved road?

		Response Percent	Response Count
Paved		81.7%	187
Unpaved		18.3%	42
answered question			229
skipped question			1




31. What type of road would you like to live on?

		Response Percent	Response Count
Paved		57.3%	130
Unpaved		16.3%	37
Don't Care		26.4%	60
answered question			227
skipped question			3






32. Should pedestrian and bicycling amenities and ways to accommodate carpooling be among the improvements that incoming developments are required to plan for in their proposals?

		Response Percent	Response Count
Yes		76.4%	172
No		13.8%	31
Unsure		9.8%	22
<i>answered question</i>			225
<i>skipped question</i>			5



33. In general, do you feel traffic/vehicular safety is a problem or likely to become a problem in the Warner Intervale (Exit 9) area?




		Response Percent	Response Count
Yes		74.4%	166
No		19.3%	43
Unsure		6.3%	14
Anything you would like to share about traffic problems in Warner?			75
<i>answered question</i>			223
<i>skipped question</i>			7




34. What measures, if any, should be considered to improve traffic on Route 103 in the Warner Intervale (Exit 9) area? (check as many as apply)




		Response Percent	Response Count
Construct a safety boulevard (landscaped median)		33.5%	73
Roundabout		13.3%	29
More enforcement (increased police presence)		19.7%	43
Traffic control devices (traffic lights, stop signs)		56.9%	124
Nothing -- there isn't a problem there		17.9%	39
		Other (please specify)	34
		answered question	218
		skipped question	12

35. Do you support the creation of bicycle and pedestrian paths linking Warner Intervale (Exit 9) area with Warner Village?

		Response Percent	Response Count
Yes		77.2%	173
No		22.8%	51
		answered question	224
		skipped question	6

36. In general, do you feel traffic/vehicular safety is a problem or likely to become a problem in Warner Village?			Response Percent	Response Count
Yes			40.0%	90
No			46.7%	105
Unsure			13.3%	30
			answered question	225
			skipped question	5

37. Do you feel that "traffic calming" measures, such as sidewalk bumpouts at intersections, would be a helpful addition to Main Street?			Response Percent	Response Count
Yes			29.1%	66
No			54.2%	123
Unsure			16.7%	38
			answered question	227
			skipped question	3




38. Does Warner Village have enough parking spaces to meet the town's daily needs?			Response Percent	Response Count
Yes			44.7%	102
No			43.4%	99
Unsure			11.8%	27
			answered question	228
			skipped question	2






39. If employed, how do you primarily get to work?




		Response Percent	Response Count
Drive Alone		58.8%	127
Carpool		5.1%	11
Public Transit		0.0%	0
Bike		0.5%	1
Walk		1.9%	4
I work at Home		13.0%	28
Not applicable		20.8%	45
		answered question	216
		skipped question	14

40. Would you be interested in some type of public transportation in Warner?







		Response Percent	Response Count
Yes		54.1%	118
No		45.9%	100
		answered question	218
		skipped question	12

41. If interested in public transportation, what type of service would you like to see? (check all that apply)			Response Percent	Response Count
Service within Warner			35.9%	47
Service to Concord			96.2%	126
Service to New London			27.5%	36
Other (please specify)				18
			answered question	131
			skipped question	99




42. How important is the preservation of open space in Warner? (5 being most important, 1 being least)			Response Percent	Response Count
5 (most important)			56.4%	128
4			16.3%	37
3			18.9%	43
2			5.7%	13
1 (least important)			2.6%	6
			answered question	227
			skipped question	3

43. Should the Town of Warner continue to spend money in order to protect its natural resources and open space?			Response Percent	Response Count
Yes			69.2%	155
No			20.5%	46
Unsure			10.3%	23
			answered question	224
			skipped question	6




44. Some towns annually spend up to a million dollars to protect natural resources and open space. How much money would you like to see Warner spend annually to protect these resources?




		Response Percent	Response Count
None		13.6%	27
up to \$10,000		8.6%	17
\$11,000-\$29,000		9.6%	19
\$30,000-\$59,000		24.7%	49
\$60,000-\$100,000		18.2%	36
more than \$100,000		25.3%	50
		<i>answered question</i>	198
		<i>skipped question</i>	32




45. Would you be willing to spend your own, personal money to protect the natural resources and open spaces of Warner?




		Response Percent	Response Count
Yes		43.6%	96
No		33.6%	74
Unsure		22.7%	50
		<i>answered question</i>	220
		<i>skipped question</i>	10




46. Would you support regulations to maintain the natural integrity of ridge lines and hill tops?




		Response Percent	Response Count
Yes		62.7%	141
No		20.9%	47
Unsure		16.4%	37
		<i>answered question</i>	225
		<i>skipped question</i>	5

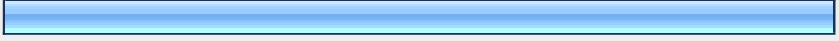


47. Are you satisfied with the current public access to the Warner River?			Response Percent	Response Count
Yes			52.4%	118
No			20.0%	45
Unsure			27.6%	62
If No, what type of access would you most like to see?				33
			<i>answered question</i>	225
			<i>skipped question</i>	5




48. Riparian Zones are buffers along rivers and other bodies of water that provide important habitat for many species and protect water quality. Warner's zoning ordinances currently require a 75 foot buffer on year round bodies of water. Would you like to see this distance increased or remain unchanged?			Response Percent	Response Count
Increased			23.2%	52
Remain unchanged			66.5%	149
Unsure			10.3%	23
			<i>answered question</i>	224
			<i>skipped question</i>	6

49. Do you think zoning is an appropriate and effective way to protect the natural landscape and wildlife?			Response Percent	Response Count
Yes			75.3%	168
No			11.7%	26
Unsure			13.0%	29
			<i>answered question</i>	223
			<i>skipped question</i>	7







50. Should Warner join the twenty or so New Hampshire communities which prohibit new construction in floodplains?			Response Percent	Response Count
Yes			73.7%	168
No			14.9%	34
Unsure			11.4%	26
			answered question	228
			skipped question	2



51. Approximately 18% of land in Warner is considered to have some form of conservation protection. Would you like to see more, less or the same level of conservation effort in Warner?			Response Percent	Response Count
More			48.9%	108
Less			9.5%	21
The Same			41.6%	92
			answered question	221
			skipped question	9






52. Should the town encourage energy conservation and alternative energy generation?			Response Percent	Response Count
Yes			91.7%	209
No			5.7%	13
Unsure			2.6%	6
			answered question	228
			skipped question	2

53. Should the town allow commercial wind power and solar power generation?			Response Percent	Response Count
Yes			82.7%	186
No			2.7%	6
Unsure			14.7%	33
			<i>answered question</i>	225
			<i>skipped question</i>	5

54. Please share any other comments or concerns you have about planning related topics in Warner.		Response Count
		75
		<i>answered question</i>
		75
		<i>skipped question</i>
		155

55. How long have you lived in the community of Warner?			Response Percent	Response Count
1-5 years			16.0%	36
6-10 years			12.9%	29
11-15 years			9.8%	22
16-20 years			12.4%	28
21-25 years			9.3%	21
longer than 25 years			39.6%	89
			<i>answered question</i>	225
			<i>skipped question</i>	5






56. Do you enjoy living in Warner?				
			Response Percent	Response Count
Yes		97.3%	215	
No		2.7%	6	
			answered question	221
			skipped question	9

57. What type of household do you live in?				
			Response Percent	Response Count
Live alone		14.1%	31	
Live with spouse/life partner, no children		46.4%	102	
Live with spouse/life partner and children		35.5%	78	
Live in a single parent household with children		3.2%	7	
Live with non-family member		0.9%	2	
Group housing (retirement community, dormitory, etc.)		0.0%	0	
			Other (please specify)	7
			answered question	220
			skipped question	10

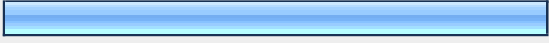
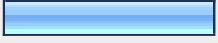


58. How many people of each age group are in your household?








	1	2	3	4	more	Rating Average	Response Count
Under 5	94.1% (16)	5.9% (1)	0.0% (0)	0.0% (0)	0.0% (0)	1.06	17
5 to 9	94.7% (18)	5.3% (1)	0.0% (0)	0.0% (0)	0.0% (0)	1.05	19
10 to 14	82.9% (34)	14.6% (6)	2.4% (1)	0.0% (0)	0.0% (0)	1.20	41
15 to 19	52.8% (19)	44.4% (16)	2.8% (1)	0.0% (0)	0.0% (0)	1.50	36
20 to 24	85.7% (18)	14.3% (3)	0.0% (0)	0.0% (0)	0.0% (0)	1.14	21
25 to 34	55.6% (15)	40.7% (11)	3.7% (1)	0.0% (0)	0.0% (0)	1.48	27
35 to 44	57.8% (26)	40.0% (18)	2.2% (1)	0.0% (0)	0.0% (0)	1.44	45
45 to 54	61.3% (46)	38.7% (29)	0.0% (0)	0.0% (0)	0.0% (0)	1.39	75
55 to 64	44.6% (33)	55.4% (41)	0.0% (0)	0.0% (0)	0.0% (0)	1.55	74
65 to 74	71.4% (30)	28.6% (12)	0.0% (0)	0.0% (0)	0.0% (0)	1.29	42
75 and older	62.1% (18)	37.9% (11)	0.0% (0)	0.0% (0)	0.0% (0)	1.38	29
	answered question						218
	skipped question						12

59. How many in your household are employed?



		Response Percent	Response Count
0		20.2%	45
1		23.3%	52
2		43.0%	96
3		10.8%	24
4+		2.7%	6
		answered question	223
		skipped question	7



60. How many people in your household are retired?




		Response Percent	Response Count
0		59.8%	128
1		22.9%	49
2		16.4%	35
3		0.0%	0
4+		0.9%	2
		answered question	214
		skipped question	16

61. What is your average, annual household income?			Response Percent	Response Count
Under \$24,999			8.9%	17
\$25,000 to \$49,999			20.9%	40
\$50,000 to \$74,999			22.5%	43
\$75,000 to \$99,999			21.5%	41
\$100,000 to \$149,999			19.9%	38
\$150,000 to \$199,999			5.2%	10
\$200,000 or above			1.0%	2
			answered question	191
			skipped question	39

62. In what town(s) do members of your household work?		Response Count
		151
		answered question
		151
		skipped question
		79

63. Are you self employed?			Response Percent	Response Count
Yes			28.2%	58
No			71.8%	148
			answered question	206
			skipped question	24

64. Do you work from home?				
			Response Percent	Response Count
Yes			27.1%	55
No			72.9%	148
			answered question	203
			skipped question	27

65. Do you own or rent your house or apartment?				
			Response Percent	Response Count
Own			91.0%	202
Rent			4.5%	10
Not applicable			4.5%	10
			answered question	222
			skipped question	8

66. comments:			Response Count
			25
			answered question
			25
			skipped question
			205